

Universitas Tarumanagara


| **E-Learning Management System**
03. Resources - Book



UNTAR
Universitas Tarumanagara

LMS UNTAR - 03. Resources - Book

Book, adalah serangkaian halaman web, disusun dalam beberapa bab. Book dapat terdiri dari satu atau lebih bab, dipilih untuk menyajikan serangkaian halaman web yang dapat mahasiswa baca secara berurutan.



LMS UNTAR - 03. Resources - Book



Pada halaman awal mata kuliah, klik pada icon segitiga ke bawah yang ada di samping icon gear, pilih Turn Editing On.

you are logged in as Dean Indrawati

SI13007 - PENGANTAR BUSINESS INTELLIGENCE DAN ENTERPRISE

Dashboard / My courses / Fakultas Teknologi Informasi / S1 Sistem Informasi / SI13007

Announcements

- ⚙ Edit settings
- Turn editing on**
- ⚙ Course completion
- ⏏ Filters
- ⚙ Gradebook setup
- Backup
- ⬆ Restore
- ⬆ Import
- ⚙ More...

LMS UNTAR - 03. Resources - Book



UNTAR E-Learning System Universitas Tarumanagara

🔔 🗨 Dosen 01

TD001

Participants

Badges

Competencies

Grades

General

Dashboard

Site home

Calendar

Private files

My courses

TA13002

TA49111

TD001

Add a block

Tutorial Dosen

Dashboard / My courses / Sample Category / Sample Course Dosen / TD001

Announcements

Edit

Edit

+ Add an activity or resource

+ Add topics

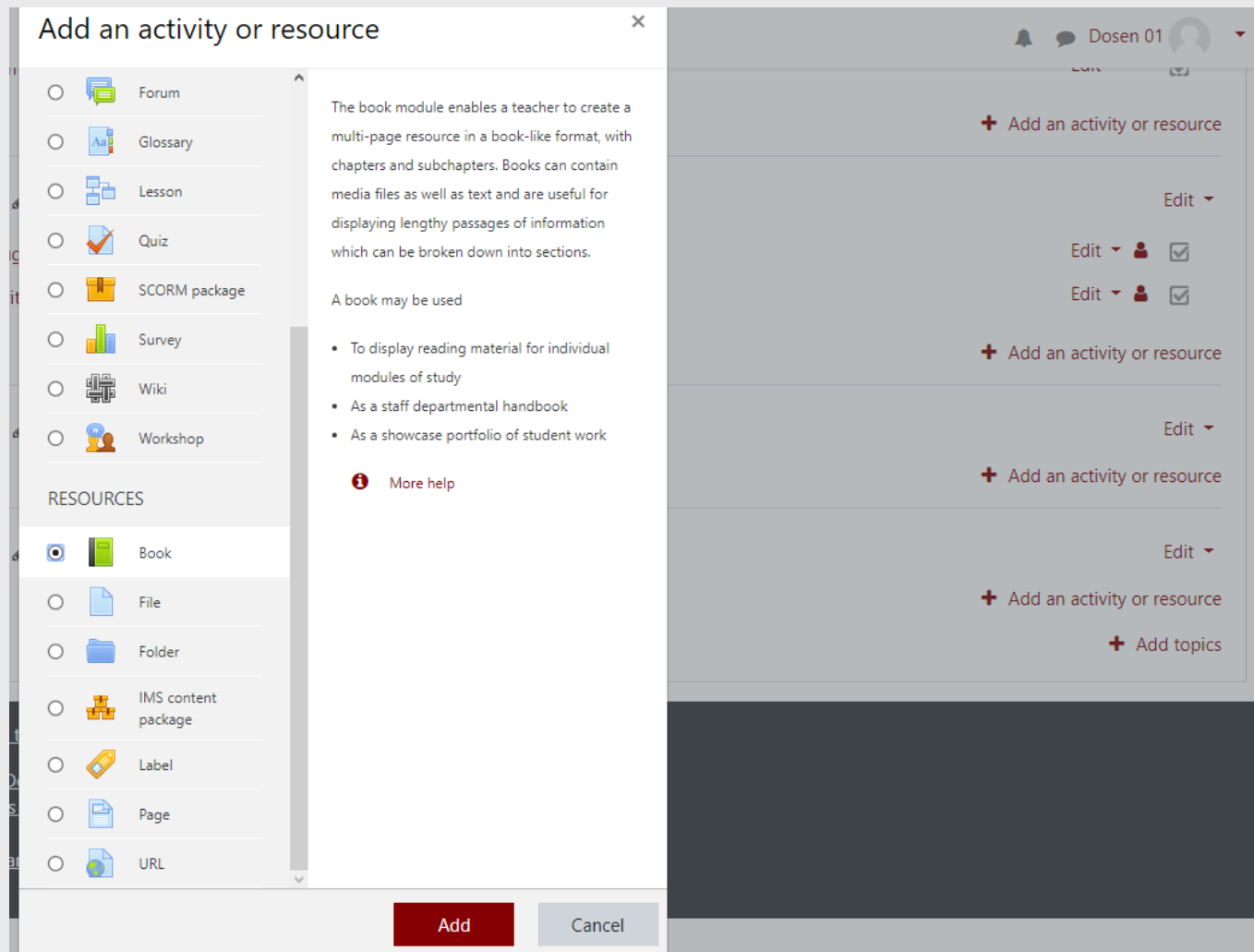
Klik pada “+ Add an activity or resource”

Pasang course ini di Spada

Masuk ke Spada

LMS UNTAR - 03. Resources - Book

Klik pada “+ Add an activity or resource”



The screenshot displays the LMS UNTAR interface. On the left, a sidebar lists various activities and resources. The 'Add an activity or resource' popup is open, showing a list of options. The 'Book' option is selected under the 'RESOURCES' section. The main content area shows a course page with a list of activities, each with an 'Add an activity or resource' button and an 'Edit' button.

Add an activity or resource

- ☐ Forum
- ☐ Glossary
- ☐ Lesson
- ☐ Quiz
- ☐ SCORM package
- ☐ Survey
- ☐ Wiki
- ☐ Workshop

RESOURCES

- ☒ Book
- ☐ File
- ☐ Folder
- ☐ IMS content package
- ☐ Label
- ☐ Page
- ☐ URL

The book module enables a teacher to create a multi-page resource in a book-like format, with chapters and subchapters. Books can contain media files as well as text and are useful for displaying lengthy passages of information which can be broken down into sections.

A book may be used

- To display reading material for individual modules of study
- As a staff departmental handbook
- As a showcase portfolio of student work

[More help](#)

Add **Cancel**

- Pada tampilan popup “Add an activity or resource”, scroll ke bawah.
- Pilih radio button di samping Book.
- Klik tombol “Add”

Tampilan awal resource book.

Puskom-Dir. SADB
UNTAR © 2019

LMS UNTAR - 03. Resources - Book



Konfigurasi dasar Book: General

■ Updating Book in Pertemuan 1?

► Expand all

▼ General

Name



Test resources Book

Description



Bahan ajar berupa book dapat terdiri dari satu atau lebih bab.

☒ Display description on course page ?

- **Name**, digunakan untuk memberi judul buku. Judul buku wajib diisi.
- **Description**, digunakan untuk memberi deskripsi dari book (opsional).
- **Display description on course page**, digunakan untuk menentukan deskripsi ditampilkan atau tidak di halaman awal book.

LMS UNTAR - 03. Resources - Book

Konfigurasi dasar Book: Appearance

■ Updating Book in Pertemuan 1 ?

► General

▼ Appearance

Chapter formatting



Numbers



Style of navigation



Images



☐ Custom titles ?

- **Chapter formatting**, digunakan untuk menentukan bentuk bab dari resources book.
- **Style of navigation**, digunakan untuk menentukan bentuk navigasi antar bab..

LMS UNTAR - 03. Resources - Book

Konfigurasi dasar Book: Common module settings

■ Updating Book in Pertemuan 1?

▶ General

▶ Appearance

▼ Common module settings

Availability ? Show on course page ▾

ID number ?

▶ Restrict access

- **Availability**, digunakan untuk menentukan apakah resources book ini bisa diakses oleh mahasiswa atau tidak.
- **ID number**, digunakan untuk memberi id khusus yang bisa memudahkan dalam pengelolaan nilai.

LMS UNTAR - 03. Resources - Book

Konfigurasi dasar Book: Restrict access

▼ Restrict access

Access restrictions

None

Add restriction...

- **Access restrictions**, digunakan untuk menentukan batasan akses mahasiswa ke resources. batasan bisa berupa activity completion, tanggal akses, nilai, dan/atau profil dari mahasiswa

Add restriction...

Activity completion

Require students to complete (or not complete) another activity.

Date

Prevent access until (or from) a specified date and time.

Grade

Require students to achieve a specified grade.

User profile

Control access based on fields within the student's profile.

Restriction set


Add a set of nested restrictions to apply complex logic.

Cancel



LMS UNTAR - 03. Resources - Book

Konfigurasi dasar Book: Activity completion

▼ **Activity completion**

Completion tracking  Show activity as complete when conditions are met ▾

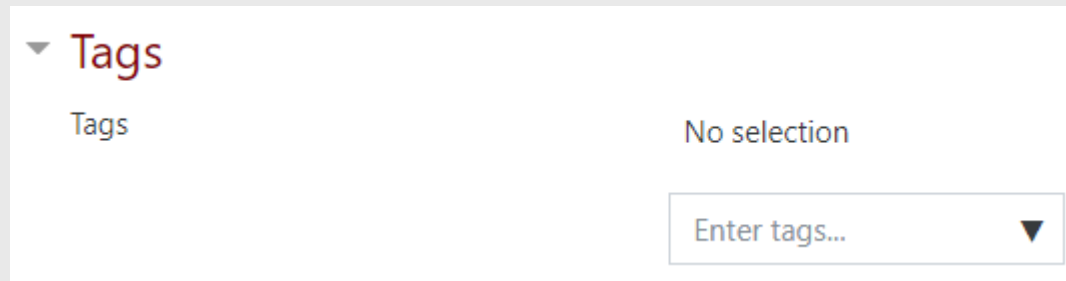
Require view ☒ Student must view this activity to complete it

Expect completed on  12 ▾ July ▾ 2019 ▾ 14 ▾ 02 ▾  ☐ Enable

- **Completion tracking**, digunakan untuk menentukan jenis status penyelesaian resources oleh mahasiswa.
- **Require view**, digunakan untuk menentukan apakah mahasiswa wajib lihat baru dianggap complete atau tidak.
- **Expect completed on**, digunakan untuk menentukan batas waktu mahasiswa menyelesaikan atau akses resources.

LMS UNTAR - 03. Resources - Book

Konfigurasi dasar Book: Tags



▼ Tags

Tags

No selection


Enter tags... ▼

- **Tags**, digunakan untuk menambahkan data tag yang akan memudahkan mahasiswa mencari resources dengan tag tertentu.

LMS UNTAR - 03. Resources - Book

Konfigurasi dasar Book: Competencies

▼ **Competencies**

Course competencies  No selection

Search ▼

Upon activity completion: Do nothing ⇅

- **Course competencies**, digunakan untuk menentukan resources ini sesuai dengan competencies yang mana.
- **Upon activity completion**, digunakan untuk menentukan setelah mahasiswa akses resources, akan berpengaruh apa ke competencies yang telah di set

LMS UNTAR - 03. Resources - Book

Konfigurasi dasar Book:

Save and return to course

Save and display

Cancel

Setelah selesai melakukan konfigurasi, jangan lupa simpan.

- **Save and return to course**, akan menyimpan konfigurasi dan kembali halaman awal course.
- **Save and display**, akan menyimpan konfigurasi dan diarahkan ke halaman membuat isi dari book.
- **Cancel**, membatalkan isian konfigurasi yang dibuat.

UNTAR
Universitas Tarumanagara

UNTAR

E-Learning System

Muhadi Hariyanto

TD001

Participants

Badges

Competencies

Grades

Pertemuan 1

Pertemuan 2

Pertemuan 3

Pertemuan 4

Pertemuan 5

Dashboard

Site home

Calendar

Private files

My courses

TD001

Site administration

Add a block

Test resources Book

Add new chapter

Chapter title

Subchapter

Content

Chapter title

Subchapter

Content

Chapter title

Subchapter

Content

Tags

No selection

Enter tags... Manage standard tags

Save changes Cancel

There are required fields in this form marked .

LMS UNTAR - 03. Resources - Book



Tampilan setelah membuat halaman dan menyimpannya.

UNTAR E-Learning System Universitas Tarumanagara

Muhadi Hariyanto

Dashboard / My courses / Sample Category / Sample Course Dosen / TD001 / Pertemuan 1 / Test resources Book Turn editing on

TD001

Participants

Badges

Competencies

Grades

Pertemuan 1

Pertemuan 2

Pertemuan 3

Pertemuan 4

Pertemuan 5

Dashboard

Site home

Calendar

Private files

My courses

Test resources Book

1. Setting the Stage

Defining Network Management

As is the case with so many words, network management has many attached meanings. Therefore, some clarification is in order regarding what is meant by the term in this book.

Speaking informally, network management refers to the activities associated with running a network, along with the technology required to support those activities. A significant part of running a network is simply monitoring it to understand what is going on, but there are also other aspects.

What network management is all about is perhaps best conveyed using some simple analogies.

Analogy 1: Health Care—the Network, Your Number One Patient

A network is not unlike a complex living organism. Let us therefore compare a network with a patient who is in an intensive care unit in a hospital. The patient, of course, is under intensive scrutiny, just as your network should be. After all, the network could be the lifeblood of your enterprise.

In an intensive care unit, monitoring the patient's pulse is constantly required. A slowing or missing pulse, after all, requires an immediate response. Other health functions of the patient are monitored as well, such as temperature and blood pressure. Because they do not require as constant attention as the pulse, it is sufficient to measure them only once an hour or so. Curves are often plotted to detect trends over time, to answer not just questions such as "What is the patient's current temperature?", but also questions such as "Is the temperature dropping or rising?" In addition, on a more exceptional basis, blood samples are taken and analyzed, and under special circumstances an MRI is performed.

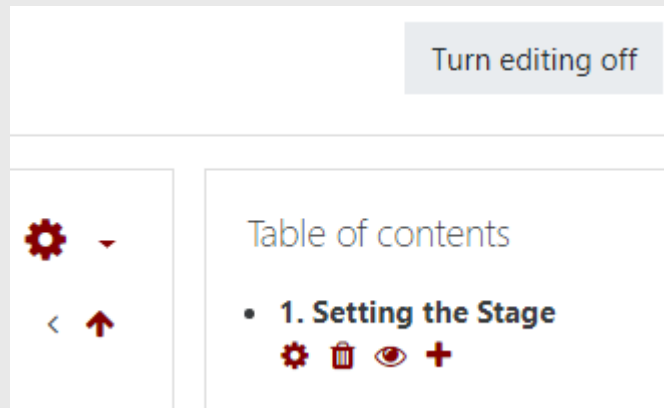
In response to the patient's symptoms, doctors prescribe a set of medications and treatments. Again, through monitoring, the patient's response is observed and diagnoses are confirmed or alternative paths of treatment are considered if the response is different than

Table of contents

- 1. Setting the Stage

LMS UNTAR - 03. Resources - Book

Untuk merubah halaman yang sudah dibuat atau menambah halaman lainnya, klik tanda anak panah ke bawah di samping icon gear kemudian klik turn editing on



Di bagian **Table of contents** akan berisi halaman dari book yang dibuat.

- Untuk merubah isi halaman, klik pada icon gear.
- Icon tempat sampah digunakan untuk menghapus halaman.
- Icon mata digunakan untuk merubah status halaman terlihat atau tidak oleh mahasiswa.
- Icon tanda tambah digunakan untuk menambahkan halaman lainnya.

Tutorial versi online, akses di:

<https://elearning.untar.ac.id/ws/cms/isi/detail/3/6/0>

https://docs.moodle.org/37/en/Book_module

https://docs.moodle.org/37/en/Book_settings

TERIMA KASIH